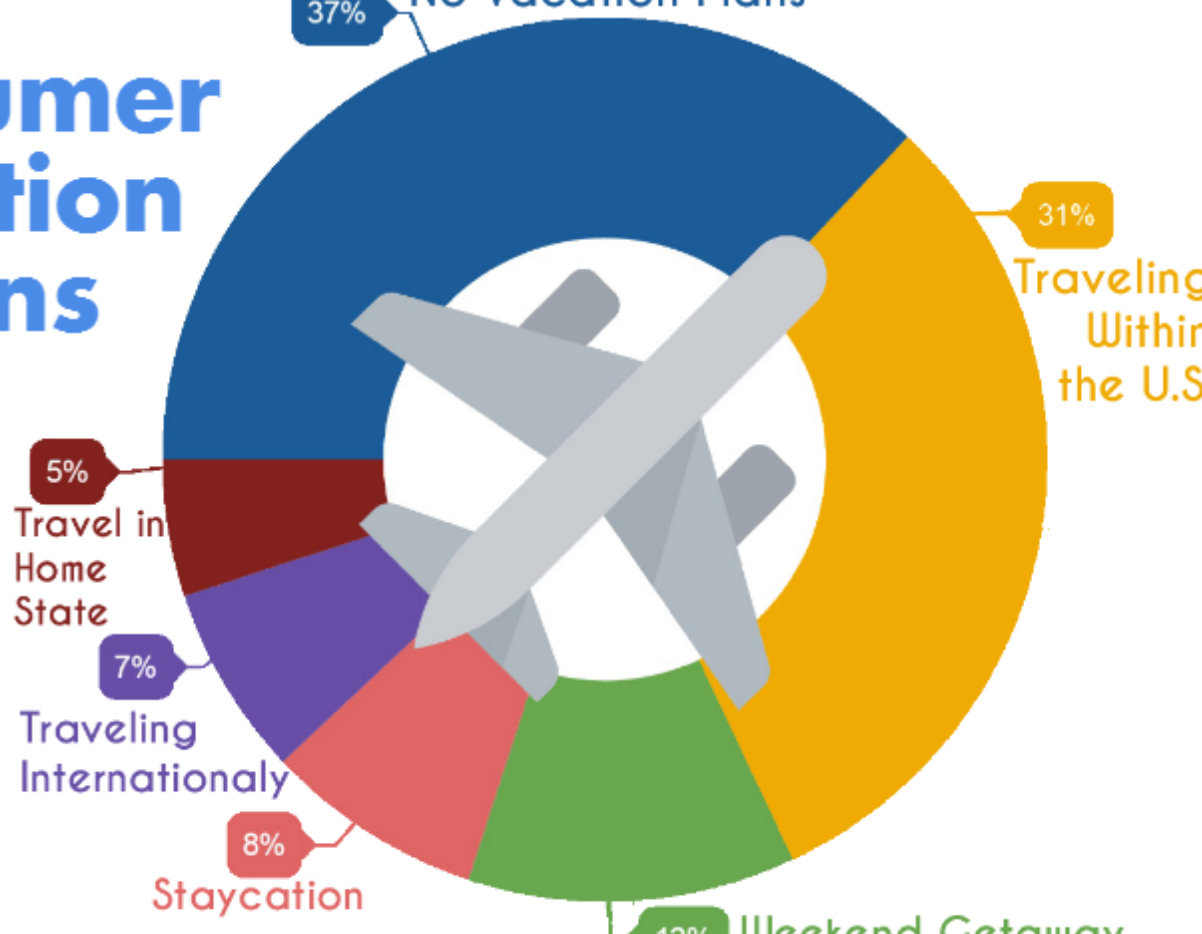


Summer Vacation Spending

Results for ACCC's June 2016 Poll

Consumer Vacation Plans




Consumer Transportation Choices



59% Will Drive a Car



25% will Fly



16% will use other modes of transportation

Accommodations

Of respondents who plan to travel this summer:



40% will stay in a hotel



33% will stay with family or friends

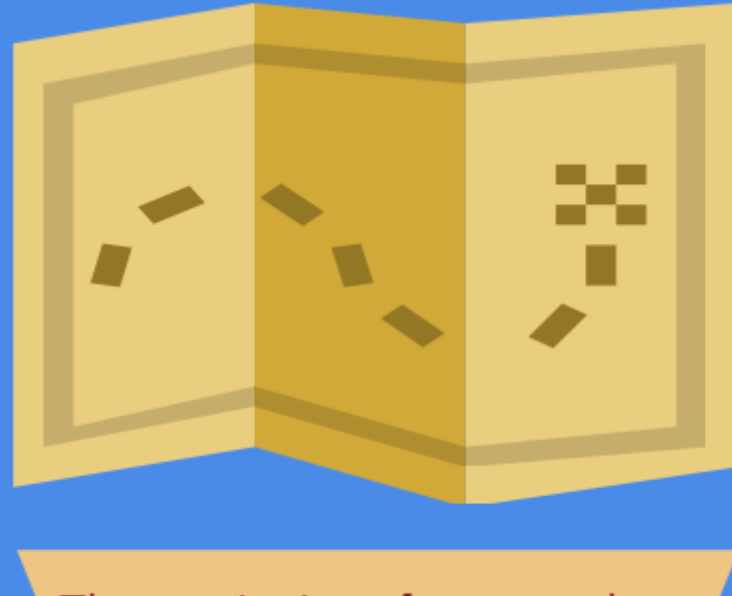


18% will rent using Airbnb or another rental service

Travel Companions & Trip Durations



Most respondents will travel in groups of 1 to 4 people



The majority of respondent vacations will last for 7 days or less

By The Numbers



Americans will spend \$941 per person on vacation expenses while traveling this summer.

(Source: The American Express Spending & Saving Tracker)

Vacation Budgeting Trends

75%

Respondents with vacation plans have budgeted for their trip.

53%

Respondents have not yet started saving for their trip.

20%

Respondents have less than \$750 saved for their upcoming trip.

72% of American travelers say they know they will overspend while on vacation even before their bags are packed.

(Source: 2016 Experian consumer survey)

Goals for Paying Off Vacation Credit Card Debt

38%

Pay balance completely by due date

22%

Pay debt within 12 months

25%

No plan for repayment